

Draft Form MGT-7

FORM NO. MGT-7

[Pursuant to sub-Section(1) of section 92 of the Companies Act, 2013 and sub-rule (1) of rule 11 of the Companies (Management and Administration) Rules, 2014]



सत्यमेव जयते

Annual Return (other than OPCs and Small Companies)

Form language ☒ English ☐ Hindi

Refer the instruction kit for filing the form.

I. REGISTRATION AND OTHER DETAILS

(i) * Corporate Identification Number (CIN) of the company

L65990MH2010PLC240703

Pre-fill

Global Location Number (GLN) of the company

* Permanent Account Number (PAN) of the company

AACCH3317E

(ii) (a) Name of the company

HOME FIRST FINANCE COMPAN

(b) Registered office address

511, Acme Plaza Andheri Kurla Road, Andheri East
Mumbai
Mumbai City
Maharashtra
400059

(c) *e-mail ID of the company

corporate@homefirstindia.com

(d) *Telephone number with STD code

02266940386

(e) Website

www.homefirstindia.com

(iii) Date of Incorporation

03/02/2010

(iv)	Type of the Company	Category of the Company	Sub-category of the Company
	Public Company	Company limited by shares	Indian Non-Government company

(v) Whether company is having share capital

☒ Yes ☐ No

(vi) *Whether shares listed on recognized Stock Exchange(s)

☒ Yes ☐ No

(a) Details of stock exchanges where shares are listed

S. No.	Stock Exchange Name	Code
1	BSE Limited	1
2	National Stock Exchange of India Limited	1,024

(b) CIN of the Registrar and Transfer Agent

L72400MH2017PLC444072

Pre-fill

Name of the Registrar and Transfer Agent

KFIN TECHNOLOGIES LIMITED

Registered office address of the Registrar and Transfer Agents

301, The Centrium, 3rd Floor, 57, Lal Bahadur Shastri Road,
Nav Pada, Kurla (West) Kurla

(vii) *Financial year From date 01/04/2024 (DD/MM/YYYY) To date 31/03/2025 (DD/MM/YYYY)

(viii) *Whether Annual general meeting (AGM) held ☐ Yes ☒ No

(a) If yes, date of AGM

(b) Due date of AGM

19/09/2025

(c) Whether any extension for AGM granted

☐ Yes ☒ No

(f) Specify the reasons for not holding the same

II. PRINCIPAL BUSINESS ACTIVITIES OF THE COMPANY

*Number of business activities

1

S.No	Main Activity group code	Description of Main Activity group	Business Activity Code	Description of Business Activity	% of turnover of the company
1	K	Financial and insurance Service	K8	Other financial activities	99.4

III. PARTICULARS OF HOLDING, SUBSIDIARY AND ASSOCIATE COMPANIES (INCLUDING JOINT VENTURES)

*No. of Companies for which information is to be given

0

Pre-fill All

S.No	Name of the company	CIN / FCRN	Holding/ Subsidiary/Associate/ Joint Venture	% of shares held
1				

IV. SHARE CAPITAL, DEBENTURES AND OTHER SECURITIES OF THE COMPANY

(i) *SHARE CAPITAL

(a) Equity share capital

Particulars	Authorised capital	Issued capital	Subscribed capital	Paid up capital
Total number of equity shares	125,000,000	90,055,540	90,055,540	90,055,540
Total amount of equity shares (in Rupees)	250,000,000	180,111,080	180,111,080	180,111,080

Number of classes

1

Class of Shares	Authorised capital	Issued capital	Subscribed capital	Paid up capital
Equity Shares				
Number of equity shares	125,000,000	90,055,540	90,055,540	90,055,540
Nominal value per share (in rupees)	2	2	2	2
Total amount of equity shares (in rupees)	250,000,000	180,111,080	180,111,080	180,111,080

(b) Preference share capital

Particulars	Authorised capital	Issued capital	Subscribed capital	Paid-up capital
Total number of preference shares	0	0	0	0
Total amount of preference shares (in rupees)	0	0	0	0

Number of classes

0

Class of shares	Authorised capital	Issued capital	Subscribed capital	Paid up capital
Number of preference shares				
Nominal value per share (in rupees)				
Total amount of preference shares (in rupees)	0			

(c) Unclassified share capital

Particulars	Authorised Capital
Total amount of unclassified shares	0

(d) Break-up of paid-up share capital

Class of shares	Number of shares			Total nominal amount	Total Paid-up amount	Total premium
Equity shares	Physical	DEMAT	Total			
At the beginning of the year	0	88,516,167	88516167	177,032,334 ⁺	177,032,334 ⁺	
Increase during the year	0	1,539,373	1539373	3,078,746	3,078,746	257,325,765
i. Public Issues	0	0	0	0	0	0
ii. Rights issue	0	0	0	0	0	0
iii. Bonus issue	0	0	0	0	0	0
iv. Private Placement/ Preferential allotment	0	0	0	0	0	
v. ESOPs	0	1,539,373	1539373	3,078,746	3,078,746	257,325,765 ⁺
vi. Sweat equity shares allotted	0	0	0	0	0	
vii. Conversion of Preference share	0	0	0	0	0	0
viii. Conversion of Debentures	0	0	0	0	0	0
ix. GDRs/ADRs	0	0	0	0	0	0
x. Others, specify <div></div>						
Decrease during the year	0	0	0	0	0	0
i. Buy-back of shares	0	0	0	0	0	0
ii. Shares forfeited	0	0	0	0	0	0
iii. Reduction of share capital	0	0	0	0	0	0
iv. Others, specify <div></div>						
At the end of the year	0	90,055,540	90055540	180,111,080	180,111,080	
Preference shares						
At the beginning of the year	0	0	0	0	0	
Increase during the year	0	0	0	0	0	0
i. Issues of shares	0	0	0	0	0	0
ii. Re-issue of forfeited shares	0	0	0	0	0	0

iii. Others, specify						
Decrease during the year	0	0	0	0	0	0
i. Redemption of shares	0	0	0	0	0	0
ii. Shares forfeited	0	0	0	0	0	0
iii. Reduction of share capital	0	0	0	0	0	0
iv. Others, specify						
At the end of the year	0	0	0	0	0	

ISIN of the equity shares of the company

INE481N01025

(ii) Details of stock split/consolidation during the year (for each class of shares)

0

Class of shares		(i)	(ii)	(iii)
Before split / Consolidation	Number of shares			
	Face value per share			
After split / Consolidation	Number of shares			
	Face value per share			

(iii) Details of shares/Debentures Transfers since closure date of last financial year (or in the case of the first return at any time since the incorporation of the company) *

☒ Nil

[Details being provided in a CD/Digital Media]

☐ Yes ☐ No ☐ Not Applicable

Separate sheet attached for details of transfers

☐ Yes ☐ No

Note: In case list of transfer exceeds 10, option for submission as a separate sheet attachment or submission in a CD/Digital Media may be shown.

Date of the previous annual general meeting

Date of registration of transfer (Date Month Year) <input type="text"/>			
Type of transfer	<input type="text"/>	1 - Equity, 2- Preference Shares,3 - Debentures, 4 - Stock	
Number of Shares/ Debentures/ Units Transferred	<input type="text"/>	Amount per Share/ Debenture/Unit (in Rs.)	<input type="text"/>
Ledger Folio of Transferor		<input type="text"/>	
Transferor's Name	<input type="text"/>	<input type="text"/>	<input type="text"/>
	Surname	middle name	first name
Ledger Folio of Transferee		<input type="text"/>	
Transferee's Name	<input type="text"/>	<input type="text"/>	<input type="text"/>
	Surname	middle name	first name

Date of registration of transfer (Date Month Year) <input type="text"/>			
Type of transfer	<input type="text"/>	1 - Equity, 2- Preference Shares,3 - Debentures, 4 - Stock	
Number of Shares/ Debentures/ Units Transferred	<input type="text"/>	Amount per Share/ Debenture/Unit (in Rs.)	<input type="text"/>
Ledger Folio of Transferor		<input type="text"/>	
Transferor's Name	<input type="text"/>	<input type="text"/>	<input type="text"/>
	Surname	middle name	first name
Ledger Folio of Transferee		<input type="text"/>	
Transferee's Name	<input type="text"/>	<input type="text"/>	<input type="text"/>
	Surname	middle name	first name

(iv) *Debentures (Outstanding as at the end of financial year)

Particulars	Number of units	Nominal value per unit	Total value
Non-convertible debentures	2,800	1000000	2,800,000,000
Partly convertible debentures	0		0
Fully convertible debentures	0		0
Total			2,800,000,000

Details of debentures

Class of debentures	Outstanding as at the beginning of the year	Increase during the year	Decrease during the year	Outstanding as at the end of the year
Non-convertible debentures	2,800,000,000	0	0	2,800,000,000
Partly convertible debentures	0	0	0	0
Fully convertible debentures	0	0	0	0

(v) Securities (other than shares and debentures)

0

Type of Securities	Number of Securities	Nominal Value of each Unit	Total Nominal Value	Paid up Value of each Unit	Total Paid up Value
Total					

V. *Turnover and net worth of the company (as defined in the Companies Act, 2013)

(i) Turnover

15,299,488,384

(ii) Net worth of the Company

21,214,892,848

VI. (a) *SHARE HOLDING PATTERN - Promoters

S. No.	Category	Equity		Preference	
		Number of shares	Percentage	Number of shares	Percentage
1.	Individual/Hindu Undivided Family				
	(i) Indian	0	0	0	
	(ii) Non-resident Indian (NRI)	0	0	0	
	(iii) Foreign national (other than NRI)	0	0	0	

2.	Government				
	(i) Central Government	0	0	0	
	(ii) State Government	0	0	0	
	(iii) Government companies	0	0	0	
3.	Insurance companies	0	0	0	
4.	Banks	0	0	0	
5.	Financial institutions	0	0	0	
6.	Foreign institutional investors	0	0	0	
7.	Mutual funds	0	0	0	
8.	Venture capital	0	0	0	
9.	Body corporate (not mentioned above)	7,737,825	8.59	0	
10.	Others Foreign Body Corporate	5,097,358	5.66	0	
	Total	12,835,183	14.25	0	0

Total number of shareholders (promoters)

2

(b) *SHARE HOLDING PATTERN - Public/Other than promoters

S. No.	Category	Equity		Preference	
		Number of shares	Percentage	Number of shares	Percentage
1.	Individual/Hindu Undivided Family				
	(i) Indian	12,534,369	13.92	0	
	(ii) Non-resident Indian (NRI)	523,123	0.58	0	
	(iii) Foreign national (other than NRI)	0	0	0	
2.	Government				
	(i) Central Government	0	0	0	
	(ii) State Government	0	0	0	
	(iii) Government companies	0	0	0	
3.	Insurance companies	1,476,497	1.64	0	

4.	Banks	0	0	0	
5.	Financial institutions	0	0	0	
6.	Foreign institutional investors	32,420,667	36	0	
7.	Mutual funds	15,602,535	17.33	0	
8.	Venture capital	0	0	0	
9.	Body corporate (not mentioned above)	2,884,624	3.2	0	
10.	Others Alternative Investment Fund	11,778,542	13.08	0	
	Total	77,220,357	85.75	0	0

Total number of shareholders (other than promoters)

88,274

**Total number of shareholders (Promoters+Public/
Other than promoters)**

88,276

(c) *Details of Foreign institutional investors' (FIIs) holding shares of the company

194

Name of the FII	Address	Date of Incorporation	Country of Incorporation	Number of shares held	% of shares held
SSGA SPDR ETFS EURC	78,SIR JOHN ROGERSON'S QUAY			4,935	0.01
PRINCIPAL ASIAN EQU	30/F, MILLENNIUM CITY 6392 KWL			654,724	0.73
SMALLCAP WORLD FU	DEUTSCHE BANK AG DB HOUSE, H.			5,013,700	5.57
VANGUARD TOTAL W	DEUTSCHE BANK AG DB HOUSE, H.			48,543	0.05
COLLEGE RETIREMENT	DEUTSCHE BANK AG DB HOUSE, H.			47,700	0.05
RED BAY LTD	DEUTSCHE BANK AG DB HOUSE, H.			2	0
CARMIGNAC PORTFOI	BNP PARIBAS, CUSTODY OPERATIO			95,078	0.11
EMERGING MARKETS	DEUTSCHE BANK AG, DB HOUSEH.			16,733	0.02
SSGA SPDR ETFS EURC	DEUTSCHE BANK AG, DB HOUSEH.			14,961	0.02
GLOBAL MACRO CAPI	DEUTSCHE BANK AG, DB HOUSEH.			42,736	0.05
DIMENSIONAL FUNDS	DEUTSCHE BANK AG, DB HOUSEH.			8,277	0.01
STATE STREET GLOBAL	DEUTSCHE BANK AG, DB HOUSEH.			7,472	0.01
POLEN CAPITAL MAN	DEUTSCHE BANK AG, DB HOUSEH.			1,379	0

Name of the FII	Address	Date of Incorporation	Country of Incorporation	Number of shares held	% of shares held
TEXAS MUNICIPAL REIT +	DEUTSCHE BANK AG, DB HOUSEH. +			7,176	0.01
THE REGENTS OF THE +	DEUTSCHE BANK AG, DB HOUSEH. +			18,664	0.02
EMERGING MARKETS CO +	DEUTSCHE BANK AG, DB HOUSEH. +			20,764	0.02
THORNBURG SUMMIT +	DEUTSCHE BANK AG, DB HOUSEH. +			24,326	0.03
AMERICAN CENTURY F +	DEUTSCHE BANK AG, DB HOUSEH. +			51,593	0.06
AMERICAN CENTURY F +	DEUTSCHE BANK AG, DB HOUSEH. +			5,952	0.01
JESSELTON GLOBAL SI +	DEUTSCHE BANK AG, DB HOUSEH. +			9,674	0.01
NEW YORK STATE TEA +	DEUTSCHE BANK AG, DB HOUSEH. +			164,846	0.18
GOLDMAN SACHS TRU +	DEUTSCHE BANK AG, DB HOUSEH. +			4,748	0.01
GOLDMAN SACHS CO +	DEUTSCHE BANK AG, DB HOUSEH. +			521,698	0.58
GOLDMAN SACHS FUI +	DEUTSCHE BANK AG, DB HOUSEH. +			2,503	0
GOLDMAN SACHS FUI +	DEUTSCHE BANK AG, DB HOUSEH. +			2,945,565	3.27

VII. *NUMBER OF PROMOTERS, MEMBERS, DEBENTURE HOLDERS
(Details, Promoters, Members (other than promoters), Debenture holders)

Details	At the beginning of the year	At the end of the year
Promoters	2	2
Members (other than promoters)	76,524	88,274
Debenture holders	1	1

VIII. DETAILS OF DIRECTORS AND KEY MANAGERIAL PERSONNEL










(A) *Composition of Board of Directors

Category	Number of directors at the beginning of the year		Number of directors at the end of the year		Percentage of shares held by directors as at the end of year	
	Executive	Non-executive	Executive	Non-executive	Executive	Non-executive
A. Promoter	0	0	0	0	0	0
B. Non-Promoter	1	4	1	4	1.11	0
(i) Non-Independent	1	0	1	0	1.11	0


(ii) Independent	0	4	0	4	0	0
C. Nominee Directors representing	0	3	0	3	0	0
(i) Banks & FIs	0	0	0	0	0	0
(ii) Investing institutions	0	3	0	3	0	0
(iii) Government	0	0	0	0	0	0
(iv) Small share holders	0	0	0	0	0	0
(v) Others	0	0	0	0	0	0
Total	1	7	1	7	1.11	0

Number of Directors and Key managerial personnel (who is not director) as on the financial year end date 11

(B) (i) *Details of directors and Key managerial personnel as on the closure of financial year

Name	DIN/PAN	Designation	Number of equity share(s) held	Date of cessation (after closure of financial year : If any)
DEEPAK MADHAV SA 	00009627	Director	0	
ANUJ SRIVASTAVA	09369327	Director	0	
GEETA DUTTA GOEL 	02277155	Director	0	
SUCHARITA MUKHERJEE 	02569078	Director	0	
DIVYA SEHGAL	01775308	Nominee director	0	
MANINDER SINGH JUNEJA 	02680016	Nominee director	0	02/05/2025
NARENDRA OSTAWA 	06530414	Nominee director	0	
MANOJ VISWANATHAN 	01741612	Managing Director	1,003,383	
MANOJ VISWANATHAN 	ACQPV9169D	CEO	1,003,383	
NUTAN GABA PATWARI 	AGSPG3187G	CFO	108,737	
SHREYANS BACHHA 	AJDPB9500E	Company Secretary	14,623	

(ii) Particulars of change in director(s) and Key managerial personnel during the year 1

Name	DIN/PAN	Designation at the beginning / during the financial year	Date of appointment/ change in designation/ cessation	Nature of change (Appointment/ Change in designation/ Cessation)
DEEPAK MADHAV SA 	00009627	Director	23/10/2024	RE-APPOINTMENT

IX. MEETINGS OF MEMBERS/CLASS OF MEMBERS/BOARD/COMMITTEES OF THE BOARD OF DIRECTORS

A. MEMBERS/CLASS /REQUISITIONED/NCLT/COURT CONVENED MEETINGS

Number of meetings held

2

Type of meeting	Date of meeting	Total Number of Members entitled to attend meeting	Attendance	
			Number of members attended	% of total shareholding
ANNUAL GENERAL MEETING	20/06/2024	80,023	68	48.1
POSTAL BALLOT	13/03/2025	90,290	461	80.16

B. BOARD MEETINGS

*Number of meetings held

4

S. No.	Date of meeting	Total Number of directors associated as on the date of meeting	Attendance	
			Number of directors attended	% of attendance
1	08/05/2024	8	7	87.5
2	25/07/2024	8	6	75
3	24/10/2024	8	7	87.5
4	28/01/2025	8	7	87.5

C. COMMITTEE MEETINGS

Number of meetings held

21

S. No.	Type of meeting	Date of meeting	Total Number of Members as on the date of the meeting	Attendance	
				Number of members attended	% of attendance
1	Audit Committee	08/05/2024	3	3	100
2	Audit Committee	25/07/2024	4	4	100
3	Audit Committee	24/10/2024	4	3	75
4	Audit Committee	28/01/2025	4	2	50
5	Nomination & Remuneration Committee	30/04/2024	3	3	100
6	Nomination & Remuneration Committee	22/07/2024	3	2	66.67
7	Nomination & Remuneration Committee	28/01/2025	3	2	66.67

S. No.	Type of meeting	Date of meeting	Total Number of Members as on the date of the meeting	Attendance	
				Number of members attended	% of attendance
8	Stakeholders F +	10/04/2024	3	3	100
9	Stakeholders F +	14/10/2024	3	3	100
10	CSR and ESG +	02/05/2024	3	3	100

D. * ATTENDANCE OF DIRECTORS

S. No.	Name of the director	Board Meetings			Committee Meetings			Whether attended AGM held on
		Number of Meetings which director was entitled to attend	Number of Meetings attended	% of attendance	Number of Meetings which director was entitled to attend	Number of Meetings attended	% of attendance	
								(Y/N/NA)
1	DEEPAK MAHAJAN	4	4	100	1	1	100	
2	ANUJ SRIVASTAVA	4	2	50	11	8	72.73	
3	GEETA DUTTA	4	4	100	10	10	100	
4	SUCHARITA MISHRA	4	3	75	14	12	85.71	
5	DIVYA SEHGAL	4	3	75	0	0	0	
6	MANINDER SINGH	4	3	75	15	14	93.33	
7	NARENDRA CHANDRA	4	4	100	8	6	75	
8	MANOJ VISWANATHAN	4	4	100	13	11	84.62	

X. * REMUNERATION OF DIRECTORS AND KEY MANAGERIAL PERSONNEL

☐ Nil

Number of Managing Director, Whole-time Directors and/or Manager whose remuneration details to be entered

1

S. No.	Name	Designation	Gross Salary	Commission	Stock Option/ Sweat equity	Others	Total Amount
1	MANOJ VISWANATHAN +	Managing Director +	15,325,211	0	35,172,600	12,771,000	63,268,811
	Total		15,325,211	0	35,172,600	12,771,000	63,268,811

Number of CEO, CFO and Company secretary whose remuneration details to be entered

2

S. No.	Name	Designation	Gross Salary	Commission	Stock Option/ Sweat equity	Others	Total Amount
--------	------	-------------	--------------	------------	----------------------------	--------	--------------

S. No.	Name	Designation	Gross Salary	Commission	Stock Option/ Sweat equity	Others	Total Amount
1	NUTAN GABA PAT	Chief Financial C	15,590,076	0	13,929,600	8,444,621	37,964,297
2	SHREYANS BACHI	Company Secre	4,400,004	0	3,064,867	522,750	7,987,621
	Total		19,990,080	0	16,994,467	8,967,371	45,951,918

Number of other directors whose remuneration details to be entered

4

S. No.	Name	Designation	Gross Salary	Commission	Stock Option/ Sweat equity	Others	Total Amount
1	DEEPAK MADHAV	Chairman and Ir	0	3,000,000	0	500,000	3,500,000
2	ANUJ SRIVASTAV	Independent Dir	0	1,500,000	0	1,000,000	2,500,000
3	SUCHARITA MUKH	Independent Dir	0	1,600,000	0	1,500,000	3,100,000
4	GEETA DUTTA GO	Independent Dir	0	1,600,000	0	1,400,000	3,000,000
	Total		0	7,700,000	0	4,400,000	12,100,000

XI. MATTERS RELATED TO CERTIFICATION OF COMPLIANCES AND DISCLOSURES

* A. Whether the company has made compliances and disclosures in respect of applicable provisions of the Companies Act, 2013 during the year ☒ Yes ☐ No

B. If No, give reasons/observations

XII. PENALTY AND PUNISHMENT - DETAILS THEREOF

(A) DETAILS OF PENALTIES / PUNISHMENT IMPOSED ON COMPANY/DIRECTORS /OFFICERS ☒ Nil

Name of the company/ directors/ officers	Name of the court/ concerned Authority	Date of Order	Name of the Act and section under which penalised / punished	Details of penalty/ punishment	Details of appeal (if any) including present status

(B) DETAILS OF COMPOUNDING OF OFFENCES ☒ Nil

Name of the company/ directors/ officers	Name of the court/ concerned Authority	Date of Order	Name of the Act and section under which offence committed	Particulars of offence	Amount of compounding (in Rupees)

XIII. Whether complete list of shareholders, debenture holders has been enclosed as an attachment

☐ Yes ☒ No

(In case of 'No', submit the details separately through the method specified in instruction kit)

XIV. COMPLIANCE OF SUB-SECTION (2) OF SECTION 92, IN CASE OF LISTED COMPANIES

In case of a listed company or a company having paid up share capital of Ten Crore rupees or more or turnover of Fifty Crore rupees or more, details of company secretary in whole time practice certifying the annual return in Form MGT-8.

Name

Aashish K Bhatt

Whether associate or fellow

☒ Associate ☐ Fellow

Certificate of practice number

7023

I/We certify that:

(a) The return states the facts, as they stood on the date of the closure of the financial year aforesaid correctly and adequately.

(b) Unless otherwise expressly stated to the contrary elsewhere in this Return, the Company has complied with all the provisions of the Act during the financial year.

Declaration

I am Authorised by the Board of Directors of the company vide resolution no. ..

dated

(DD/MM/YYYY) to sign this form and declare that all the requirements of the Companies Act, 2013 and the rules made thereunder in respect of the subject matter of this form and matters incidental thereto have been complied with. I further declare that:

1. Whatever is stated in this form and in the attachments thereto is true, correct and complete and no information material to the subject matter of this form has been suppressed or concealed and is as per the original records maintained by the company.
2. All the required attachments have been completely and legibly attached to this form.

Note: Attention is also drawn to the provisions of Section 447, section 448 and 449 of the Companies Act, 2013 which provide for punishment for fraud, punishment for false statement and punishment for false evidence respectively.

To be digitally signed by

Director

DIN of the director

01741712

To be digitally signed by

☒ Company Secretary

☐ Company secretary in practice

Membership number

26700

Certificate of practice number

Attachments

1. List of share holders, debenture holders
2. Approval letter for extension of AGM;
3. Copy of MGT-8;
4. Optional Attachement(s), if any

Attach**Attach****Attach****Attach****List of attachments****Remove attachment**

Modify

Check Form

Prescrutiny

Submit

This eForm has been taken on file maintained by the Registrar of Companies through electronic mode and on the basis of statement of correctness given by the company

Date: 26-05-2025

To,
Registrar of Companies,
Ministry of Corporate Affairs
100, Everest Building, Marine Lines,
Mumbai – 400020.

SUB: Clarification on filing of the Form MGT-7

Dear Sir/Madam,

With respect to filing of the E-form MGT-7 for FY25, we hereby submit our clarification:

1. With reference to point no. VI (b) and VII of the Form having the heading “SHAREHOLDING PATTERN- Public/Other than Promoters” and “NUMBER OF PROMOTERS, MEMBERS, DEBENTURE HOLDERS” respectively, we hereby clarify that the total number of shareholders as on FY25 and FY24 provided in the Form has been arrived after consolidation of shareholding of public shareholders which are having more than one folio on the basis of permanent account number (“PAN”).
2. With reference to point no. VI(B) point no. 6 and VI (C) of the Form having the heading “FOREIGN INSTITUTIONAL INVESTORS” and “DETAILS OF FOREIGN INSTITUTIONAL INVESTORS (FIIs) HOLDING SHARES OF THE COMPANY” respectively, we hereby clarify that the Holding of Foreign Institutional Investor includes the holding of Foreign Portfolio Investor Category I and Foreign Portfolio Investor Category II. Thus, the calculation of total of FOREIGN INSTITUTIONAL INVESTORS disclosed in the Form MGT-7 is mentioned below:

Category of Shareholders	No. of Shares
Foreign Portfolio Investors Category I	3,09,54,385
Foreign Portfolio Investors Category II	14,29,373
Foreign Institutional Investors	36,909
TOTAL	3,24,20,667

3. With reference to point no. X having the heading “REMUNERATION OF DIRECTOR AND KEY MANAGERIAL PERSONNEL” we hereby state that Mr. Manoj Viswanathan, Managing Director and Chief Executive Officer has exercised 3,00,000 ESOPs, Ms. Nutan Gaba Patwari, Chief Financial Officer, has exercised 1,00,000 ESOPs and Mr. Shreyans Bachhawat had exercised 23,623 ESOPs at respective Exercise Prices under the ESOP Schemes of the Company.
4. With reference to point no. IX. having the heading MEETINGS OF MEMBERS/CLASS OF MEMBERS/BOARD/COMMITTEES OF THE BOARD OF DIRECTORS, point no. B BOARD MEETING – we hereby state that **an adjourned Board Meeting was also held on the same day - January 28, 2025; details are mentioned herein below:**

Date of Board meeting	Total Number of directors associated as on the date of meeting	Attendance	
		Number of Directors attended	% of attendance
28/01/2025	8	7	87.5

For Home First Finance Company India Limited

Shreyans Bachhawat
Company Secretary
ACS No:26700

CERTIFIED EXTRACTS OF THE MINUTES OF THE MEETING OF THE BOARD OF DIRECTORS OF HOME FIRST FINANCE COMPANY INDIA LIMITED HELD ON THURSDAY, JANUARY 18, 2024 AT 2:00 P.M. AT ACME PLAZA, ANDHERI KURLA ROAD, ANDHERI EAST, MUMBAI 400059

APPROVED TO DESIGNATE A PERSON FOR THE PURPOSE OF DISCLOSURE UNDER SECTION 89 OF THE COMPANIES ACT, 2013

“RESOLVED THAT pursuant to Ministry of Corporate Affairs notification dated October 27, 2023 titled Companies (Management and Administration) Second Amendment Rules, 2023 (**“Rules”**), Mr. Shreyans Bachhawat, Company Secretary and Compliance Officer of the Company (ACS No.: 26700) be and is hereby designated as **Designated Person** for furnishing, and extending co-operation for providing, information to the Registrar of Companies (**“ROC”**) or any other authorized officer with respect to the beneficial interest in shares of the Company and to sign, execute, deliver all documentation and do all such acts, deeds, things, and matters as may be necessary, proper, desirable or expedient to implement this resolution and to settle or give instructions and directions for settling any questions, difficulties or doubts that may arise in this regard and to give effect to such modifications, changes, variations, alterations, deletions or additions as may be deemed fit and proper in the best interest of the Company”

Certified True Copy

For Home First Finance Company India Limited

Shreyans Bachhawat
Company Secretary
ACS No.: 26700

Point No. IX – Meetings of Members – Voting through Postal Ballot

The Company has mentioned the details of Postal Ballot in the Form MGT-7 wherein:

- a. Total Number of Members entitled to attend meeting is considered as Total Number of Members on record date eligible to vote on the Resolution passed through the Postal ballot – **90,290**
- b. Number of members attended is considered as the Total Number of Members who voted on the Resolution - **461**
- c. % of Total Shareholding is considered as % of Shareholding of Members who voted on the Resolution - **80.16%**

Further Postal Ballot conducted through Remote E-voting was duly passed with requisite majority. The businesses along with the details of voting pattern is as follows:

Sr. No.	Type of Resolution	Subject Matter of the Resolution	Number of Shares held	Total no of Votes Polled	% Votes of polled on total no of Shares held
Postal Ballot Voting Results as on March 13, 2025					
1.	Special Resolution	Approval for raising of funds by way of issuance of equity shares to eligible investors through Qualified Institutions Placement	8,98,26,324	7,20,09,075	80.1648%

List of Meetings of the Board Committees of Home First Finance Company India Limited held during FY25:

Sr. No.	Type of Meeting	Date of Meeting	Total Number of Members as on the date of the meeting	Attendance	
				No. of members attended	% of attendance
1.	Audit Committee	08.05.2024	3	3	100%
2.	Audit Committee	25.07.2024	4	4	100%
3.	Audit Committee	24.10.2024	4	3	75%
4.	Audit Committee	28.01.2025	4	2	50%
5.	Nomination & Remuneration Committee	30.04.2024	3	3	100%
6.	Nomination & Remuneration Committee	22.07.2024	3	2	66.67%
7.	Nomination & Remuneration Committee	28.01.2025	3	2	66.67%
8.	Stakeholders Relationship Committee	10.04.2024	3	3	100%
9.	Stakeholders Relationship Committee	14.10.2024	3	3	100%
10.	CSR and ESG Committee	02.05.2024	3	3	100%
11.	CSR and ESG Committee	15.01.2025	3	2	66.67%
12.	Risk Management Committee	12.06.2024	7	4	57.14%
13.	Risk Management Committee	30.09.2024	7	6	85.71%
14.	Risk Management Committee	17.12.2024	7	7	100%
15.	Risk Management Committee	09.01.2025	7	7	100%
16.	Risk Management Committee	25.02.2025	7	5	71.43%
17.	IT Strategy Committee	21.06.2024	4	4	100%
18.	IT Strategy Committee	25.09.2024	4	4	100%
19.	IT Strategy Committee	19.12.2024	4	4	100%
20.	IT Strategy Committee	26.03.2025	4	4	100%
21.	Independent Directors Meeting	13.03.2025	4	4	100%

List of Foreign Institutional Investors holding as on March 31, 2025				
SR NO	NAME/JOINT NAME(S)	ADDRESS	HOLDING	% of Paid Up Equity Share Capital
1	SSGA SPDR ETFs EUROPE I PUBLIC LIMITED COMPANY - S	78,SIR JOHN ROGERSON'S QUAYDUBLIN 2,IRELAND0	4935	0.01%
2	PRINCIPAL ASIAN EQUITY FUND	30/F, MILLENNIUM CITY 6392 KWUN TONG ROADKWUN TONG, KOWLOON HONG KONG100005	654724	0.73%
3	SMALLCAP WORLD FUND, INC	DEUTSCHE BANK AGDB HOUSE, HAZARIMAL SOMANI MARGPOST BOX NO. 1142, FORTMUMBAI400001	5013700	5.57%
4	VANGUARD TOTAL WORLD STOCK INDEX FUND	DEUTSCHE BANK AGDB HOUSE, HAZARIMAL SOMANI MARGPOST BOX NO. 1142, FORTMUMBAI400001	48543	0.05%
5	COLLEGE RETIREMENT EQUITIES FUND - STOCK ACCOUNT	DEUTSCHE BANK AGDB HOUSE, HAZARIMAL SOMANI MARGPOST BOX NO. 1142, FORTMUMBAI400001	47700	0.05%
6	RED BAY LTD	DEUTSCHE BANK AGDB HOUSE, HAZARIMAL SOMANI MARGPOST BOX NO. 1142, FORTMUMBAI400001	2	0.00%
7	CARMIGNAC PORTFOLIO	BNP PARIBAS, CUSTODY OPERATIONS5TH FLOOR, FRENCH BANK BUILDING62,HOMJI STREET,FORTMUMBAI400001	95078	0.11%
8	EMERGING MARKETS TARGETED VALUE FUND OF THE DIMENS	DEUTSCHE BANK AG, DB HOUSEHAZARIMAL SOMANI MARG,P.O.BOX NO. 1142, FORT MUMBAI400001	16733	0.02%
9	SSGA SPDR ETFs EUROPE I PUBLIC LIMITED COMPANY - S	DEUTSCHE BANK AG, DB HOUSEHAZARIMAL SOMANI MARG,P.O.BOX NO. 1142, FORT MUMBAI400001	14961	0.02%
10	GLOBAL MACRO CAPITAL OPPORTUNITIES PORTFOLIO	DEUTSCHE BANK AG, DB HOUSEHAZARIMAL SOMANI MARG,P.O.BOX NO. 1142, FORT MUMBAI400001	42736	0.05%
11	DIMENSIONAL FUNDS PLC - MULTI-FACTOR EQUITY FUND	DEUTSCHE BANK AG, DB HOUSEHAZARIMAL SOMANI MARG,P.O.BOX NO. 1142, FORT MUMBAI400001	8277	0.01%
12	STATE STREET GLOBAL ALL CAP EQUITY EX-US INDEX POR	DEUTSCHE BANK AG, DB HOUSEHAZARIMAL SOMANI MARG,P.O.BOX NO. 1142, FORT MUMBAI400001	7472	0.01%
13	POLEN CAPITAL MANAGEMENT LLC	DEUTSCHE BANK AG, DB HOUSEHAZARIMAL SOMANI MARG,P.O.BOX NO. 1142, FORT MUMBAI400001	1379	0.00%
14	TEXAS MUNICIPAL RETIREMENT SYSTEM	DEUTSCHE BANK AG, DB HOUSEHAZARIMAL SOMANI MARG,P.O.BOX NO. 1142, FORT MUMBAI400001	7176	0.01%
15	THE REGENTS OF THE UNIVERSITY OF CALIFORNIA - STAT	DEUTSCHE BANK AG, DB HOUSEHAZARIMAL SOMANI MARG,P.O.BOX NO. 1142, FORT MUMBAI400001	18664	0.02%
16	EMERGING MARKETS CORE EQUITY FUND OF DIMENSIONAL F	DEUTSCHE BANK AG, DB HOUSEHAZARIMAL SOMANI MARG,P.O.BOX NO. 1142, FORT MUMBAI400001	20764	0.02%
17	THORNBURG SUMMIT FUND	DEUTSCHE BANK AG, DB HOUSEHAZARIMAL SOMANI MARG,P.O.BOX NO. 1142, FORT MUMBAI400001	24326	0.03%
18	AMERICAN CENTURY ETF TRUST-AVANTIS EMERGING MARKET	DEUTSCHE BANK AG, DB HOUSEHAZARIMAL SOMANI MARG,P.O.BOX NO. 1142, FORT MUMBAI400001	51593	0.06%
19	AMERICAN CENTURY ETF TRUST - AVANTIS EMERGING MARK	DEUTSCHE BANK AG, DB HOUSEHAZARIMAL SOMANI MARG,P.O.BOX NO. 1142, FORT MUMBAI400001	5952	0.01%
20	JESSELTON GLOBAL SMALL CAP EQUITY FUND LP - GRANDE	DEUTSCHE BANK AG, DB HOUSEHAZARIMAL SOMANI MARG,P.O.BOX NO. 1142, FORT MUMBAI400001	9674	0.01%
21	NEW YORK STATE TEACHERS RETIREMENT SYSTEM-MANAGED	DEUTSCHE BANK AG, DB HOUSEHAZARIMAL SOMANI MARG,P.O.BOX NO. 1142, FORT MUMBAI400001	164846	0.18%
22	GOLDMAN SACHS TRUST - GOLDMAN SACHS EMERGING MARKE	DEUTSCHE BANK AG, DB HOUSEHAZARIMAL SOMANI MARG,P.O.BOX NO. 1142, FORT MUMBAI400001	4748	0.01%
23	GOLDMAN SACHS COLLECTIVE TRUST - EMERGING MARKETS	DEUTSCHE BANK AG, DB HOUSEHAZARIMAL SOMANI MARG,P.O.BOX NO. 1142, FORTMUMBAI400001	521698	0.58%
24	GOLDMAN SACHS FUNDS - GOLDMAN SACHS EMERGING MARKE	DEUTSCHE BANK AG, DB HOUSEHAZARIMAL SOMANI MARG,P.O.BOX NO. 1142, FORTMUMBAI400001	2503	0.00%
25	GOLDMAN SACHS FUNDS - GOLDMAN SACHS INDIA EQUITY P	DEUTSCHE BANK AG, DB HOUSEHAZARIMAL SOMANI MARG,P.O.BOX NO. 1142, FORTMUMBAI400001	2945565	3.27%
26	COMMISSION DE LA CAISSE COMMUNE - ALLIANZ GLOBAL I	DEUTSCHE BANK AG, DB HOUSEHAZARIMAL SOMANI MARG,P.O.BOX NO. 1142, FORTMUMBAI400001	74354	0.08%
27	AMERICAN CENTURY ETF TRUST - AVANTIS EMERGING MARK	DEUTSCHE BANK AG, DB HOUSEHAZARIMAL SOMANI MARG,P.O.BOX NO. 1142, FORT MUMBAI400001	634	0.00%

28	ISHARES CORE MSCI EM IMI UCITS ETF	DEUTSCHE BANK AG, DB HOUSEHAZARIMAL SOMANI MARG,P.O.BOX NO. 1142, FORT MUMBAI400001	162765	0.18%
29	HELABA INVEST KAPITALANLAGEGESELLSCHAFT MBH ON BEH	DEUTSCHE BANK AG, DB HOUSEHAZARIMAL SOMANI MARG,P.O.BOX NO. 1142, FORTMUMBAI400001	65572	0.07%
30	DFA INTERNATIONAL VECTOR EQUITY FUND	STANDARD CHARTERED BANKSECURITIES SERVICES, 3RD FLOOR23-25 MAHATMA GANDHI ROADFORT, MUMBAI400001	2529	0.00%
31	DFA INTERNATIONAL CORE EQUITY FUND	STANDARD CHARTERED BANKSECURITIES SERVICES, 3RD FLOOR23-25 MAHATMA GANDHI ROADFORT, MUMBAI400001	10273	0.01%
32	PEMBROKE INTERNATIONAL GROWTH FUND	STANDARD CHARTERED BANKSECURITIES SERVICES, 3RD FLOOR23-25 MAHATMA GANDHI ROADFORT, MUMBAI400001	38514	0.04%
33	GOLDMAN SACHS (SINGAPORE) PTE. - ODI	STANDARD CHARTERED BANKSECURITIES SERVICES OPERATIONS3RD FLOOR, 23-25, M.G ROADFORT, MUMBAI, INDIA400001	68133	0.08%
34	APAH CAPITAL MASTER FUND	STANDARD CHARTERED BANKSECURITIES SERVICES, 3RD FLOOR23-25 MAHATMA GANDHI ROADFORT, MUMBAI400001	256685	0.29%
35	DFA GLOBAL SUSTAINABILITY CORE EQUITY FUND	STANDARD CHARTERED BANKSECURITIES SERVICES, 3RD FLOOR23-25 MAHATMA GANDHI ROADFORT, MUMBAI400001	1465	0.00%
36	POLEN CAPITAL INVESTMENT FUNDS PLC - POLEN CAPITAL	STANDARD CHARTERED BANKSECURITIES SERVICES, 3RD FLOOR23-25 M.G. ROADFORT, MUMBAI400001	1146	0.00%
37	GLOBAL ALPHA EMERGING MARKETS SMALL CAP FUND	STANDARD CHARTERED BANKSECURITIES SERVICES, 3RD FLOOR23-25 M.G. ROADFORT, MUMBAI400001	17030	0.02%
38	MEDIOLANUM BEST BRANDS - MEDIOLANUM INDIA OPPORTUN	STANDARD CHARTERED BANKSECURITIES SERVICES, 3RD FLOOR23-25 M.G. ROADFORT, MUMBAI400001	215727	0.24%
39	PRUDENTIAL HONG KONG LIMITED - PHKL ASIA PACIFIC A	STANDARD CHARTERED BANKSECURITIES SERVICES, 3RD FLOOR23-25 MAHATMA GANDHI ROADFORT, MUMBAI400001	791887	0.88%
40	FLORIDA RETIREMENT SYSTEM - WILLIAM BLAIR INVESTME	STANDARD CHARTERED BANKSECURITIES SERVICES, 3RD FLOOR23-25 MAHATMA GANDHI ROADFORT, MUMBAI400001	81021	0.09%
41	ALASKA PERMANENT FUND	STANDARD CHARTERED BANKSECURITIES SERVICES, 3RD FLOOR23-25 MAHATMA GANDHI ROADFORT, MUMBAI400001	7242	0.01%
42	PUBLIC SCHOOL TEACHERS PENSION AND RETIREMENT FUND	STANDARD CHARTERED BANKSECURITIES SERVICES, 3RD FLOOR23-25 MAHATMA GANDHI ROADFORT, MUMBAI400001	75112	0.08%
43	ACADIAN EMERGING MARKETS MICRO-CAP EQUITY MASTER F	STANDARD CHARTERED BANKSECURITIES SERVICES, 3RD FLOOR23-25 MAHATMA GANDHI ROADFORT, MUMBAI400001	4045	0.00%
44	VANGUARD FTSE ALL-WORLD EX-US SMALL-CAP INDEX FUND	STANDARD CHARTERED BANKSECURITIES SERVICES, 3RD FLOOR23-25 MAHATMA GANDHI ROADFORT, MUMBAI400001	219776	0.24%
45	GE PAR EQ AHY	STANDARD CHARTERED BANKSECURITIES SERVICES, 3RD FLOOR23-25 MAHATMA GANDHI ROADFORT, MUMBAI400001	40940	0.05%
46	GET SHF EQ ADG LGI	STANDARD CHARTERED BANKSECURITIES SERVICES, 3RD FLOOR23-25 MAHATMA GANDHI ROADFORT, MUMBAI400001	3255	0.00%
47	EASTSPRING INVESTMENTS - ASIA OPPORTUNITIES EQUITY	STANDARD CHARTERED BANKSECURITIES SERVICES, 3RD FLOOR23-25 MAHATMA GANDHI ROADFORT, MUMBAI400001	205397	0.23%
48	GREAT EASTERN LIFE-SINGAPORE LIFE INSURANCE FUND-P	STANDARD CHARTERED BANKSECURITIES SERVICES, 3RD FLOOR23-25 MAHATMA GANDHI ROADFORT, MUMBAI400001	369968	0.41%
49	GET HIGH CONVICTION EQUITY	STANDARD CHARTERED BANKSECURITIES SERVICES, 3RD FLOOR23-25 MAHATMA GANDHI ROADFORT, MUMBAI400001	23699	0.03%
50	GSA QMS MASTER FUND LIMITED	STANDARD CHARTERED BANKSECURITIES SERVICES, 3RD FLOOR23-25 MAHATMA GANDHI ROADFORT, MUMBAI400001	6191	0.01%
51	VALUEQUEST INDIA G.I.F.T FUND	ICICI BANK LTD1ST FLOOR EMPIRE COMPLEX414 S B MARG LOWER PAREL WESTMUMBAI MAHARASHTRA400013	105208	0.12%
52	BNP PARIBAS FINANCIAL MARKETS - ODI	BNP PARIBAS HOUSE1 NORTH AVENUE, MAKER MAXITYBANDRA KURLA COMPLEX, BANDRA EASTMUMBAI400051	4	0.00%
53	BAYERNINVEST KAPITALVERWALTUNGSGESELLSCHAFT MBH ON	BNP PARIBAS HOUSE1 NORTH AVENUE, MAKER MAXITYBANDRA KURLA COMPLEX, BANDRA EASTMUMBAI400051	73874	0.08%
54	VARANIUM INDIA OPPORTUNITY LTD	SBI SG GLOBAL SECURITIES SERVICE P LJEEVAN SEVA ANNEXE BUILDING, A WINGGR FLOOR, S.V. ROAD, SANTACRUZ WMUMBAI400054	5477	0.01%
55	SOCIETE GENERALE - ODI	SBI-SG GLOBAL SECURITIES SERVICES PLJEEVAN SEVA EXTENSION BUILDINGGROUND FLOOR S V ROADSANTACRUZ WEST MUMBAI400054	18945	0.02%

56	COPTHALL MAURITIUS INVESTMENT LIMITED - ODI ACCOUN	JP Morgan Chase Bank N.A.,INDIA SUB CUSTODY9th Floor, Tower A Block 9, NKP,Western Express Highway,Goregaon E.400063	1	0.00%
57	FIDELITY INVESTMENT FUNDS IX - FIDELITY SOUTH EAST	JP Morgan Chase Bank N.A.,INDIA SUB CUSTODY9th Floor, Tower A Block 9, NKP,Western Express Highway,Goregaon E.400063	118228	0.13%
58	FIDELITY ASIAN VALUES PLC	JP Morgan Chase Bank N.A.,INDIA SUB CUSTODY9th Floor, Tower A Block 9, NKP,Western Express Highway,Goregaon E.400063	320755	0.36%
59	VANGUARD TOTAL INTERNATIONAL STOCK INDEX FUND	JP Morgan Chase Bank N.A.,INDIA SUB CUSTODY9th Floor, Tower A Block 9, NKP,Western Express Highway,Goregaon E.400063	906244	1.01%
60	THE BOEING COMPANY EMPLOYEE RETIREMENT PLANS MASTE	JP Morgan Chase Bank N.A.,INDIA SUB CUSTODY9th Floor, Tower A Block 9, NKP,Western Express Highway,Goregaon E.400063	36909	0.04%
61	ABU DHABI INVESTMENT AUTHORITY - MONSOON	JP Morgan Chase Bank N.A.,INDIA SUB CUSTODY9th Floor, Tower A Block 9, NKP,Western Express Highway,Goregaon E.400063	292822	0.33%
62	STICHTING SHELL PENSIOENFONDS	JP Morgan Chase Bank N.A.,INDIA SUB CUSTODY9th Floor, Tower A Block 9, NKP,Western Express Highway,Goregaon E.400063	4101	0.00%
63	FIDELITY EMERGING MARKETS LIMITED	JP Morgan Chase Bank N.A.,INDIA SUB CUSTODY9th Floor, Tower A Block 9, NKP,Western Express Highway,Goregaon E.400063	431544	0.48%
64	OPTIMIX WHOLESALE GLOBAL EMERGING MARKETS SHARE TR	JP Morgan Chase Bank N.A.,INDIA SUB CUSTODY9th Floor, Tower A Block 9, NKP,Western Express Highway,Goregaon E.400063	24075	0.03%
65	FLEXSHARES MORNINGSTAR EMERGING MARKETS FACTOR TIL	JP Morgan Chase Bank N.A.,INDIA SUB CUSTODY9th Floor, Tower A Block 9, NKP,Western Express Highway,Goregaon E.400063	1225	0.00%
66	SCHRODER INTERNATIONAL SELECTION FUND GLOBAL EMERG	JP Morgan Chase Bank N.A.,INDIA SUB CUSTODY9th Floor, Tower A Block 9, NKP,Western Express Highway,Goregaon E.400063	467841	0.52%
67	STICHTING DEPOSITARY APG EMERGING MARKETS EQUITY P	JP Morgan Chase Bank N.A.,INDIA SUB CUSTODY9th Floor, Tower A Block 9, NKP,Western Express Highway,Goregaon E.400063	1155874	1.28%
68	ALLIANZ GLOBAL INVESTORS GMBH ACTING ON BEHALF OF	JP Morgan Chase Bank N.A.,INDIA SUB CUSTODY9th Floor, Tower A Block 9, NKP,Western Express Highway,Goregaon E.400063	1518	0.00%
69	PUB EQUITIES EMERGING MARKETS 1	JP Morgan Chase Bank N.A.,INDIA SUB CUSTODY9th Floor, Tower A Block 9, NKP,Western Express Highway,Goregaon E.400063	5702	0.01%
70	VANGUARD EMERGING MARKETS STOCK INDEX FUND, A SERI	JP Morgan Chase Bank N.A.,INDIA SUB CUSTODY9th Floor, Tower A Block 9, NKP,Western Express Highway,Goregaon E.400063	727628	0.81%
71	EMERGING MARKETS SMALL CAPITALIZATION EQUITY INDEX	JP Morgan Chase Bank N.A.,INDIA SUB CUSTODY9th Floor, Tower A Block 9, NKP,Western Express Highway,Goregaon E.400063	6645	0.01%
72	EMERGING MARKETS SMALL CAPITALIZATION EQUITY INDEX	JP Morgan Chase Bank N.A.,INDIA SUB CUSTODY9th Floor, Tower A Block 9, NKP,Western Express Highway,Goregaon E.400063	237857	0.26%
73	EMERGING MARKETS SMALL CAPITALIZATION EQUITY INDEX	JP Morgan Chase Bank N.A.,INDIA SUB CUSTODY9th Floor, Tower A Block 9, NKP,Western Express Highway,Goregaon E.400063	102834	0.11%
74	VANGUARD ESG INTERNATIONAL STOCK ETF	JP Morgan Chase Bank N.A.,INDIA SUB CUSTODY9th Floor, Tower A Block 9, NKP,Western Express Highway,Goregaon E.400063	11187	0.01%
75	VANGUARD FIDUCIARY TRUST COMPANY INSTITUTIONAL TOT	JP Morgan Chase Bank N.A.,INDIA SUB CUSTODY9th Floor, Tower A Block 9, NKP,Western Express Highway,Goregaon E.400063	72605	0.08%
76	VANGUARD FIDUCIARY TRUST COMPANY INSTITUTIONAL TOT	JP Morgan Chase Bank N.A.,INDIA SUB CUSTODY9th Floor, Tower A Block 9, NKP,Western Express Highway,Goregaon E.400063	478707	0.53%
77	GLOBAL ALL CAP ALPHA TILTS FUND	JP Morgan Chase Bank N.A.,India Sub Custody9th Floor, Tower A Block 9, NKP,Western Express Highway,Goregaon E.400063	12191	0.01%
78	QUADRATURE CAPITAL VECTOR SP LIMITED	JP Morgan Chase Bank N.A.,India Sub Custody9th Floor, Tower A Block 9, NKP,Western Express Highway,Goregaon E.400063	21993	0.02%
79	THE SAUDI SECOND INVESTMENT COMPANY	JP Morgan Chase Bank N.A.,India Sub Custody9th Floor, Tower A Block 9, NKP,Western Express Highway,Goregaon E.400063	26591	0.03%
80	NATIONAL PENSION INSURANCE FUND-GLOBAL MULTI-ASSET	JP Morgan Chase Bank N.A.,India Sub Custody9th Floor, Tower A Block 9, NKP,Western Express Highway,Goregaon E.400063	1257	0.00%
81	CITADEL SECURITIES SINGAPORE PTE. LIMITED	JP Morgan Chase Bank N.A.,India Sub Custody9th Floor, Tower A Block 9, NKP,Western Express Highway,Goregaon E.400063	508	0.00%
82	BUREAU OF LABOR FUNDS- LABOR PENSION FUND- GLOBAL M	JP Morgan Chase Bank N.A.,India Sub Custody9th Floor, Tower A Block 9, NKP,Western Express Highway,Goregaon E.400063	8769	0.01%
83	UNIVERSAL-INVESTMENT-GESELLSCHAFT MBH ON BEHALF OF	JP Morgan Chase Bank N.A.,India Sub Custody9th Floor, Tower A Block 9, NKP,Western Express Highway,Goregaon E.400063	57943	0.06%

84	SCHRODER INTERNATIONAL SELECTION FUND - EMERGING M	JP Morgan Chase Bank N.A,India Sub Custody9th Floor, Tower A Block 9, NKP,Western Express Highway,Goregaon E.400063	70535	0.08%
85	THRIFT SAVINGS PLAN	JP Morgan Chase Bank N.A,India Sub Custody9th Floor, Tower A Block 9, NKP,Western Express Highway,Goregaon E.400063	163839	0.18%
86	FIDELITY GLOBAL INVESTMENT FUND-ASIA PACIFIC EQUITY	HSBC SECURITIES SERVICES11TH FLR, BLDG NO.3, NESCO - IT PARKNESCO COMPLEX, W E HIGHWAYGOREGAON EAST, MUMBAI400063	1061252	1.18%
87	LION GLOBAL ASIA PACIFIC FUND	HSBC SECURITIES SERVICES11TH FLR, BLDG NO.3, NESCO - IT PARKNESCO COMPLEX, W E HIGHWAYGOREGAON EAST, MUMBAI400063	335557	0.37%
88	CUSTODY BANK OF JAPAN, LTD. STB LGM INDIA EQUITY M	HSBC SECURITIES SERVICES11TH FLR, BLDG NO.3, NESCO - IT PARKNESCO COMPLEX, W E HIGHWAYGOREGAON EAST, MUMBAI400063	27635	0.03%
89	CUSTODY BANK OF JAPAN, LTD. STB SBIA-INDIA EQUITY	HSBC SECURITIES SERVICES11TH FLR, BLDG NO.3, NESCO - IT PARKNESCO COMPLEX, W E HIGHWAYGOREGAON EAST, MUMBAI400063	25600	0.03%
90	UPAMC CHINDIA FUND	HSBC SECURITIES SERVICES11TH FLR, BLDG NO.3, NESCO - IT PARKNESCO COMPLEX, W E HIGHWAYGOREGAON EAST, MUMBAI400063	101220	0.11%
91	MANULIFE ASIA PACIFIC MID & SMALL CAP FUND	HSBC SECURITIES SERVICES11TH FLR, BLDG NO.3, NESCO - IT PARKNESCO COMPLEX, W E HIGHWAYGOREGAON EAST, MUMBAI400063	15000	0.02%
92	NOMURA SINGAPORE LIMITED	HSBC SECURITIES SERVICES11TH FLR, BLDG NO.3, NESCO - IT PARKNESCO COMPLEX, W E HIGHWAYGOREGAON EAST, MUMBAI400063	14105	0.02%
93	NEF - PACIFIC EQUITY	HSBC SECURITIES SERVICES11TH FLR, BLDG NO.3, NESCO - IT PARKNESCO COMPLEX, W E HIGHWAYGOREGAON EAST, MUMBAI400063	130273	0.14%
94	FIS GROUP COLLECTIVE INVESTMENT TRUST - FIS GROUP	HSBC SECURITIES SERVICES11TH FLR, BLDG NO.3, NESCO - IT PARKNESCO COMPLEX, W E HIGHWAYGOREGAON EAST, MUMBAI400063	48640	0.05%
95	BEST INVESTMENT CORPORATION MANAGED BY FIDELITY	HSBC SECURITIES SERVICES11TH FLOOR, BLDG 3, NESCO - IT PARKNESCO COMPLEX, W.E. HIGHWAYGOREGAON (EAST), MUMBAI400063	11949	0.01%
96	SEI TRUST COMPANY, AS TRUSTEE ON BEHALF OF CASTLEA	HSBC SECURITIES SERVICES11TH FLOOR, BLDG 3, NESCO - IT PARKNESCO COMPLEX, W.E. HIGHWAYGOREGAON (EAST), MUMBAI400063	70520	0.08%
97	VANGUARD INVESTMENT SERIES PLC - VANGUARD ESG EMER	HSBC SECURITIES SERVICES 11TH FLOORBLDG 3 NESCO IT PARK NESCO COMPLEXW E HIGHWAY GOREGAON EASTMUMBAI400063	8237	0.01%
98	LIONGLOBAL ASIA HIGH DIVIDEND EQUITY FUND	HSBC SECURITIES SERVICES11TH FLOOR, BLDG 3, NESCO - IT PARKNESCO COMPLEX, W.E. HIGHWAYGOREGAON (EAST), MUMBAI400063	5440	0.01%
99	LIONGLOBAL INVESTMENT FUNDS - LIONGLOBAL INDIA FUN	HSBC SECURITIES SERVICES11TH FLOOR, BLDG 3, NESCO - IT PARKNESCO COMPLEX, W.E. HIGHWAYGOREGAON (EAST), MUMBAI400063	290800	0.32%
100	GS INDIA EQUITY	HSBC SECURITIES SERVICES11TH FLOOR, BLDG 3, NESCO - IT PARKNESCO COMPLEX, W.E. HIGHWAYGOREGAON (EAST), MUMBAI400063	109898	0.12%
101	PUBLIC EMPLOYEES RETIREMENT SYSTEM OF OHIO	HSBC SECURITIES SERVICES11TH FLOOR, BLDG 3, NESCO - IT PARKNESCO COMPLEX, W.E. HIGHWAYGOREGAON (EAST), MUMBAI400063	13321	0.01%
102	VANGUARD FUNDS PLC - VANGUARD ESG EMERGING MARKETS	HSBC SECURITIES SERVICES11TH FLOOR, BLDG 3, NESCO - IT PARKNESCO COMPLEX, W.E. HIGHWAYGOREGAON (EAST), MUMBAI400063	303	0.00%
103	GRANDEUR PEAK GLOBAL TRUST - GRANDEUR PEAK GLOBAL	HSBC SECURITIES SERVICES11TH FLOOR, BLDG 3, NESCO - IT PARKNESCO COMPLEX, W.E. HIGHWAYGOREGAON (EAST), MUMBAI400063	39980	0.04%
104	GRANDEUR PEAK GLOBAL TRUST - GRANDEUR PEAK GLOBAL	HSBC SECURITIES SERVICES11TH FLOOR, BLDG 3, NESCO - IT PARKNESCO COMPLEX, W.E. HIGHWAYGOREGAON (EAST), MUMBAI400063	2560	0.00%
105	GRANDEUR PEAK GLOBAL TRUST - GRANDEUR PEAK EMERGIN	HSBC SECURITIES SERVICES11TH FLOOR, BLDG 3, NESCO - IT PARKNESCO COMPLEX, W.E. HIGHWAYGOREGAON (EAST), MUMBAI400063	226876	0.25%
106	TEACHER RETIREMENT SYSTEM OF TEXAS - SELF MANAGED	HSBC SECURITIES SERVICES11TH FLOOR, BLDG 3, NESCO - IT PARKNESCO COMPLEX, W.E. HIGHWAYGOREGAON (EAST), MUMBAI400063	9275	0.01%
107	TEACHER RETIREMENT SYSTEM OF TEXAS - SELF MANAGED	HSBC SECURITIES SERVICES11TH FLOOR, BLDG 3, NESCO - IT PARKNESCO COMPLEX, W.E. HIGHWAYGOREGAON (EAST), MUMBAI400063	25071	0.03%
108	TEACHER RETIREMENT SYSTEM OF TEXAS- SELF MANAGED 4	HSBC SECURITIES SERVICES11TH FLOOR, BLDG 3, NESCO - IT PARKNESCO COMPLEX, W.E. HIGHWAYGOREGAON (EAST), MUMBAI400063	160	0.00%
109	CALIFORNIA STATE TEACHERS RETIREMENT SYSTEM NORT	HSBC SECURITIES SERVICES11TH FLOOR, BLDG 3, NESCO - IT PARKNESCO COMPLEX, W.E. HIGHWAYGOREGAON (EAST), MUMBAI400063	29761	0.03%
110	AMERICAN CENTURY ETF TRUST-AVANTIS EMERGING MARKET	HSBC SECURITIES SERVICES11TH FLOOR, BLDG 3, NESCO - IT PARKNESCO COMPLEX, W.E. HIGHWAYGOREGAON (EAST), MUMBAI400063	1152	0.00%
111	IMGP INDIAN EQUITY FUND	HSBC SECURITIES SERVICES11TH FLOOR, BLDG 3, NESCO - IT PARKNESCO COMPLEX, W.E. HIGHWAYGOREGAON (EAST), MUMBAI400063	604	0.00%

112	TSP CUSTOM EMERGING MARKETS SECURITIES LENDING FUN	HSBC SECURITIES SERVICES 11TH FLOOR, BLDG 3, NESCO - IT PARK NESCO COMPLEX, W.E. HIGHWAY GOREGAON (EAST), MUMBAI 400063	27768	0.03%
113	AMBIT INDIA ASCENSION FUND	HSBC SECURITIES SERVICES 11TH FLOOR, BLDG 3, NESCO - IT PARK NESCO COMPLEX, W.E. HIGHWAY GOREGAON (EAST), MUMBAI 400063	188484	0.21%
114	FUNDPARTNER SOLUTIONS (SUISSE) SA- TURICUM - AKTIE	HSBC SECURITIES SERVICES 11TH FLOOR BLDG 3 NESCO IT PARK NESCO COMPLEX W E HIGHWAY GOREGAON EAST MUMBAI 400063	6355	0.01%
115	SPDR PORTFOLIO MSCI GLOBAL STOCK MARKET ETF	HSBC SECURITIES SERVICES 11TH FLOOR BLDG 3 NESCO IT PARK NESCO COMPLEX W E HIGHWAY GOREGAON EAST MUMBAI 400063	4857	0.01%
116	SPDR S&P EMERGING MARKETS SMALL CAP ETF	HSBC SECURITIES SERVICES 11TH FLOOR BLDG 3 NESCO IT PARK NESCO COMPLEX W E HIGHWAY GOREGAON EAST MUMBAI 400063	30411	0.03%
117	STATE STREET GLOBAL SMALL CAP EQUITY EX-U.S. INDEX	HSBC SECURITIES SERVICES 11TH FLOOR BLDG 3 NESCO IT PARK NESCO COMPLEX W E HIGHWAY GOREGAON EAST MUMBAI 400063	163323	0.18%
118	STATE STREET MSCI EMERGING MARKETS SMALL CAP INDEX	HSBC SECURITIES SERVICES 11TH FLOOR BLDG 3 NESCO IT PARK NESCO COMPLEX W E HIGHWAY GOREGAON EAST MUMBAI 400063	12347	0.01%
119	STATE STREET MSCI EMERGING MARKETS SMALL CAP INDEX	HSBC SECURITIES SERVICES 11TH FLOOR BLDG 3 NESCO IT PARK NESCO COMPLEX W E HIGHWAY GOREGAON EAST MUMBAI 400063	13094	0.01%
120	NEUBERGER BERMAN EUROPE HOLDINGS LLC	HSBC SECURITIES SERVICES 11TH FLOOR BLDG 3 NESCO IT PARK NESCO COMPLEX W E HIGHWAY GOREGAON EAST MUMBAI 400063	4220	0.00%
121	TRANS EXT GLOBAL EMRG MKTS	HSBC SECURITIES SERVICES 11TH FLOOR BLDG 3 NESCO IT PARK NESCO COMPLEX W E HIGHWAY GOREGAON EAST MUMBAI 400063	388	0.00%
122	NEUBERGER BERMAN EMERGING MARKETS EQUITY TRUST	HSBC SECURITIES SERVICES 11TH FLOOR BLDG 3 NESCO IT PARK NESCO COMPLEX W E HIGHWAY GOREGAON EAST MUMBAI 400063	17145	0.02%
123	WILLIAM BLAIR INTERNATIONAL SMALL CAP GROWTH FUND	HSBC SECURITIES SERVICES 11TH FLOOR BLDG 3 NESCO IT PARK NESCO COMPLEX W E HIGHWAY GOREGAON EAST MUMBAI 400063	62743	0.07%
124	WILLIAM BLAIR INTERNATIONAL SMALL CAP GROWTH COLLE	HSBC SECURITIES SERVICES 11TH FLOOR BLDG 3 NESCO IT PARK NESCO COMPLEX W E HIGHWAY GOREGAON EAST MUMBAI 400063	100117	0.11%
125	NEUBERGER BERMAN EMERGING MARKETS EQUITY FUND	HSBC SECURITIES SERVICES 11TH FLOOR BLDG 3 NESCO IT PARK NESCO COMPLEX W E HIGHWAY GOREGAON EAST MUMBAI 400063	30954	0.03%
126	CALIFORNIA PUBLIC EMPLOYEES' RETIREMENT SYSTEM	HSBC SECURITIES SERVICES 11TH FLOOR BLDG 3 NESCO IT PARK NESCO COMPLEX W E HIGHWAY GOREGAON EAST MUMBAI 400063	15846	0.02%
127	INDIA IFSC TRUST - INDIA ESG ENGAGEMENT FUND	HDFC BANK LIMITED CUSTODY OPERATION SEMPIRE PLAZA 1 4TH FLOOR LBS MARG CHANDAN NAGAR VIKHROLI WEST MUMBAI 400083	144548	0.16%
128	PREMIER INVESTMENT FUND LIMITED	Kotak Mahindra Bank Ltd A wing, 5th floor, Intellion Square Infinity IT Park Gen AK Vaidya Marg, Malad E, Mumbai 400097	13888	0.02%
129	ENVISION INDIA FUND	Kotak Mahindra Bank Ltd A wing, 5th floor, Intellion Square Infinity IT Park Gen AK Vaidya Marg, Malad E, Mumbai 400097	596000	0.66%
130	FIDELITY FUNDS - PACIFIC FUND	CITIBANK N.A. CUSTODY SERVICES FIFC- 9TH FLOOR, G BLOCK PLOT C-54 AND C-55, BKC BANDRA - EAST, MUMBAI 400098	394116	0.44%
131	THE NORTHERN TRUST COMPANY AS TRUSTEE OF THE ILLIN	CITIBANK N.A. CUSTODY SERVICES FIFC- 9TH FLOOR, G BLOCK PLOT C-54 AND C-55, BKC BANDRA - EAST, MUMBAI 400098	143017	0.16%
132	BARINGS EASTERN TRUST	CITIBANK N.A. CUSTODY SERVICES FIFC- 9TH FLOOR, G BLOCK PLOT C-54 AND C-55, BKC BANDRA - EAST, MUMBAI 400098	42213	0.05%
133	EMERGING MARKETS CORE EQUITY PORTFOLIO (THE PORTFO	CITIBANK N.A. CUSTODY SERVICES FIFC- 9TH FLOOR, G BLOCK PLOT C-54 AND C-55, BKC BANDRA - EAST, MUMBAI 400098	138997	0.15%
134	BARINGS INTERNATIONAL UMBRELLA FUND SUB FUND BARIN	CITIBANK N.A. CUSTODY SERVICES FIFC- 9TH FLOOR, G BLOCK PLOT C-54 AND C-55, BKC BANDRA - EAST, MUMBAI 400098	73589	0.08%
135	UNITED NATIONS FOR AND ON BEHALF OF THE UNITED NAT	CITIBANK N.A. CUSTODY SERVICES FIFC- 9TH FLOOR, G BLOCK PLOT C-54 AND C-55, BKC BANDRA - EAST, MUMBAI 400098	22031	0.02%
136	EMERGING MARKETS SOCIAL CORE EQUITY PORTFOLIO OF D	CITIBANK N.A. CUSTODY SERVICES FIFC- 9TH FLOOR, G BLOCK PLOT C-54 AND C-55, BKC BANDRA - EAST, MUMBAI 400098	21626	0.02%
137	MANULIFE GLOBAL FUND - ASIAN SMALL CAP EQUITY FUND	CITIBANK N.A. CUSTODY SERVICES FIFC- 9TH FLOOR, G BLOCK PLOT C-54 AND C-55, BKC BANDRA - EAST, MUMBAI 400098	158357	0.18%
138	KUWAIT INVESTMENT AUTHORITY FUND 601	CITIBANK N.A. CUSTODY SERVICES FIFC- 9TH FLOOR, G BLOCK PLOT C-54 AND C-55, BKC BANDRA - EAST, MUMBAI 400098	754395	0.84%
139	UTAH STATE RETIREMENT SYSTEMS	CITIBANK N.A. CUSTODY SERVICES FIFC- 9TH FLOOR, G BLOCK PLOT C-54 AND C-55, BKC BANDRA - EAST, MUMBAI 400098	1689	0.00%

140	KUWAIT INVESTMENT AUTHORITY FUND 604	CITIBANK N.A. CUSTODY SERVICESFIFC- 9TH FLOOR, G BLOCKPLOT C-54 AND C-55, BKC BANDRA - EAST, MUMBAI400098	40838	0.05%
141	PRINCIPAL SUSTAINABLE ASIA EQUITY INCOME FUND	CITIBANK N.A. CUSTODY SERVICESFIFC- 9TH FLOOR, G BLOCKPLOT C-54 AND C-55, BKC BANDRA - EAST, MUMBAI400098	104646	0.12%
142	FIDELITY FUNDS - EMERGING ASIA POOL	CITIBANK N.A. CUSTODY SERVICESFIFC- 9TH FLOOR, G BLOCKPLOT C-54 AND C-55, BKC BANDRA - EAST, MUMBAI400098	146354	0.16%
143	NORTHERN TRUST COMMON ALL COUNTRY WORLD EX-US INVE	CITIBANK N.A. CUSTODY SERVICESFIFC- 9TH FLOOR, G BLOCKPLOT C-54 AND C-55, BKC BANDRA - EAST, MUMBAI400098	3804	0.00%
144	FAST - EMERGING MARKETS FUND	CITIBANK N.A. CUSTODY SERVICESFIFC- 9TH FLOOR, G BLOCKPLOT C-54 AND C-55, BKC BANDRA - EAST, MUMBAI400098	81400	0.09%
145	FIDELITY FUNDS - ASIAN SMALLER COMPANIES POOL	CITIBANK N.A. CUSTODY SERVICESFIFC- 9TH FLOOR, G BLOCKPLOT C-54 AND C-55, BKC BANDRA - EAST, MUMBAI400098	513119	0.57%
146	WORLD EX U.S. CORE EQUITY PORTFOLIO OF DFA INVESTM	CITIBANK N.A. CUSTODY SERVICESFIFC- 9TH FLOOR, G BLOCKPLOT C-54 AND C-55, BKC BANDRA - EAST, MUMBAI400098	2525	0.00%
147	DRIEHAUS EMERGING MARKETS SMALL CAP GROWTH FUND, A	CITIBANK N.A. CUSTODY SERVICESFIFC- 9TH FLOOR, G BLOCKPLOT C-54 AND C-55, BKC BANDRA - EAST, MUMBAI400098	130014	0.14%
148	GOVERNMENT PENSION FUND GLOBAL	CITIBANK N.A. CUSTODY SERVICESFIFC- 9TH FLOOR, G BLOCKPLOT C-54 AND C-55, BKC BANDRA - EAST, MUMBAI400098	3667592	4.07%
149	MORGAN STANLEY ASIA (SINGAPORE) PTE. - ODI	CITIBANK N.A. CUSTODY SERVICESFIFC- 9TH FLOOR, G BLOCKPLOT C-54 AND C-55, BKC BANDRA - EAST, MUMBAI400098	63545	0.07%
150	NEUBERGER BERMAN INVESTMENT FUNDS PLC/NEUBERGER BE	CITIBANK N.A. CUSTODY SERVICESFIFC- 9TH FLOOR, G BLOCKPLOT C-54 AND C-55, BKC BANDRA - EAST, MUMBAI400098	16787	0.02%
151	NORTHERN TRUST COLLECTIVE EMERGING MARKETS SMALL C	CITIBANK N.A. CUSTODY SERVICESFIFC- 9TH FLOOR, G BLOCKPLOT C-54 AND C-55, BKC BANDRA - EAST, MUMBAI400098	48351	0.05%
152	OP-EMERGING MIDDLE CLASS FUND	CITIBANK N.A. CUSTODY SERVICESFIFC- 9TH FLOOR, G BLOCKPLOT C-54 AND C-55, BKC BANDRA - EAST, MUMBAI400098	54240	0.06%
153	FIDELITY ACTIVE STRATEGY - ASIA FUND	CITIBANK N.A. CUSTODY SERVICESFIFC- 9TH FLOOR, G BLOCKPLOT C-54 AND C-55, BKC BANDRA - EAST, MUMBAI400098	35170	0.04%
154	FIDELITY SALEM STREET TRUST FIDELITY TOTAL INTERNA	CITIBANK N.A. CUSTODY SERVICESFIFC- 9TH FLOOR, G BLOCKPLOT C-54 AND C-55, BKC BANDRA - EAST, MUMBAI400098	33024	0.04%
155	FIDUCIAN INDIA FUND	CITIBANK N.A. CUSTODY SERVICESFIFC- 9TH FLOOR, G BLOCKPLOT C-54 AND C-55, BKC BANDRA - EAST, MUMBAI400098	99648	0.11%
156	PRINCIPAL MPF ASIA PACIFIC (EX JAPAN) EQUITY FUND	CITIBANK N.A. CUSTODY SERVICESFIFC- 9TH FLOOR, G BLOCKPLOT C-54 AND C-55, BKC BANDRA - EAST, MUMBAI400098	94503	0.10%
157	BARINGS EMERGING MARKETS UMBRELLA FUND SUB FUND BA	CITIBANK N.A. CUSTODY SERVICESFIFC- 9TH FLOOR, G BLOCKPLOT C-54 AND C-55, BKC BANDRA - EAST, MUMBAI400098	270522	0.30%
158	CRESTWOOD CAPITAL MASTER FUND, LTD.	CITIBANK N.A. CUSTODY SERVICESFIFC- 9TH FLOOR, G BLOCKPLOT C-54 AND C-55, BKC BANDRA - EAST, MUMBAI400098	437641	0.49%
159	EMERGING MARKETS SUSTAINABILITY CORE 1 PORTFOLIO	CITIBANK N.A. CUSTODY SERVICESFIFC- 9TH FLOOR, G BLOCKPLOT C-54 AND C-55, BKC BANDRA - EAST, MUMBAI400098	15090	0.02%
160	EMERGING MARKETS TARGETED VALUE PORTFOLIO	CITIBANK N.A. CUSTODY SERVICESFIFC- 9TH FLOOR, G BLOCKPLOT C-54 AND C-55, BKC BANDRA - EAST, MUMBAI400098	1568	0.00%
161	VICTORY EMERGING MARKETS FUND	CITIBANK N.A. CUSTODY SERVICESFIFC- 9TH FLOOR, G BLOCKPLOT C-54 AND C-55, BKC BANDRA - EAST, MUMBAI400098	67057	0.07%
162	THORNBURG DEVELOPING WORLD FUND	CITIBANK N.A. CUSTODY SERVICESFIFC- 9TH FLOOR, G BLOCKPLOT C-54 AND C-55, BKC BANDRA - EAST, MUMBAI400098	587468	0.65%
163	LAZARD ASSET MANAGEMENT LLC	CITIBANK N.A. CUSTODY SERVICESFIFC- 9TH FLOOR, G BLOCKPLOT C-54 AND C-55, BKC BANDRA - EAST, MUMBAI400098	227	0.00%
164	ISHARES MSCI EM SMALL CAP UCITS ETF	CITIBANK N.A. CUSTODY SERVICESFIFC- 9TH FLOOR, G BLOCKPLOT C-54 AND C-55, BKC BANDRA - EAST, MUMBAI400098	11521	0.01%
165	ISHARES IV PUBLIC LIMITED COMPANY- ISHARES MSCI EM	CITIBANK N.A. CUSTODY SERVICESFIFC- 9TH FLOOR, G BLOCKPLOT C-54 AND C-55, BKC BANDRA - EAST, MUMBAI400098	29715	0.03%
166	ALLIANZ GLOBAL INVESTORS FUND - ALLIANZ EMERGING A	CITIBANK N.A. CUSTODY SERVICESFIFC- 9TH FLOOR, G BLOCKPLOT C-54 AND C-55, BKC BANDRA - EAST, MUMBAI400098	35764	0.04%
167	ALLIANZ GLOBAL INVESTORS FUND-ALLIANZ ASIAN SMALL	CITIBANK N.A. CUSTODY SERVICESFIFC- 9TH FLOOR, G BLOCKPLOT C-54 AND C-55, BKC BANDRA - EAST, MUMBAI400098	156032	0.17%
168	VICTORY CAPITAL GROWTH FUND	CITIBANK N.A. CUSTODY SERVICESFIFC- 9TH FLOOR, G BLOCKPLOT C-54 AND C-55, BKC BANDRA - EAST, MUMBAI400098	37554	0.04%
169	TRINITY HEALTH CORPORATION	CITIBANK N.A. CUSTODY SERVICESFIFC- 9TH FLOOR, G BLOCKPLOT C-54 AND C-55, BKC BANDRA - EAST, MUMBAI400098	54787	0.06%
170	STATE OF ALASKA RETIREMENT AND BENEFITS PLANS MANA	CITIBANK N.A. CUSTODY SERVICESFIFC- 9TH FLOOR, G BLOCKPLOT C-54 AND C-55, BKC BANDRA - EAST, MUMBAI400098	4126	0.00%
171	BORDER TO COAST GLOBAL EQUITY ALPHA FUND, A SUB FU	CITIBANK N.A. CUSTODY SERVICESFIFC- 9TH FLOOR, G BLOCKPLOT C-54 AND C-55, BKC BANDRA - EAST, MUMBAI400098	55949	0.06%

172	CITIGROUP GLOBAL MARKETS MAURITIUS PRIVATE LIMITED	CITIBANK N.A. CUSTODY SERVICESFIFC- 9TH FLOOR, G BLOCKPLOT C-54 AND C-55, BKC BANDRA - EAST, MUMBAI400098	10305	0.01%
173	ISHARES MSCI INDIA SMALL-CAP ETF	CITIBANK N.A. CUSTODY SERVICESFIFC- 9TH FLOOR, G BLOCKPLOT C-54 AND C-55, BKC BANDRA - EAST, MUMBAI400098	142907	0.16%
174	ISHARES MSCI EMERGING MARKETS SMALL-CAP ETF	CITIBANK N.A. CUSTODY SERVICESFIFC- 9TH FLOOR, G BLOCKPLOT C-54 AND C-55, BKC BANDRA - EAST, MUMBAI400098	15345	0.02%
175	ISHARES CORE MSCI EMERGING MARKETS ETF	CITIBANK N.A. CUSTODY SERVICESFIFC- 9TH FLOOR, G BLOCKPLOT C-54 AND C-55, BKC BANDRA - EAST, MUMBAI400098	552843	0.61%
176	BOFA SECURITIES EUROPE SA - ODI	CITIBANK N.A. CUSTODY SERVICESFIFC- 9TH FLOOR, G BLOCKPLOT C-54 AND C-55, BKC BANDRA - EAST, MUMBAI400098	144651	0.16%
177	SPARTAN GROUP TRUST FOR EMPLOYEE BENEFIT PLANS SPA	CITIBANK N.A. CUSTODY SERVICESFIFC- 9TH FLOOR, G BLOCKPLOT C-54 AND C-55, BKC BANDRA - EAST, MUMBAI400098	3724	0.00%
178	FIDELITY UCITS ICAV - FIDELITY SUSTAINABLE RESEARC	CITIBANK N.A. CUSTODY SERVICESFIFC- 9TH FLOOR, G BLOCKPLOT C-54 AND C-55, BKC BANDRA - EAST, MUMBAI400098	98114	0.11%
179	INTERNATIONAL MONETARY FUND	CITIBANK N.A. CUSTODY SERVICESFIFC- 9TH FLOOR, G BLOCKPLOT C-54 AND C-55, BKC BANDRA - EAST, MUMBAI400098	840	0.00%
180	DFA AUSTRALIA LIMITED AS RESPONSIBLE ENTITY FOR DI	CITIBANK N.A. CUSTODY SERVICESFIFC- 9TH FLOOR, G BLOCKPLOT C-54 AND C-55, BKC BANDRA - EAST, MUMBAI400098	3988	0.00%
181	NEUBERGER BERMAN STRATEGIC INDIA EQUITY MASTER FUN	CITIBANK N.A. CUSTODY SERVICESFIFC- 9TH FLOOR, G BLOCKPLOT C-54 AND C-55, BKC BANDRA - EAST, MUMBAI400098	6632	0.01%
182	EMERGING MARKETS EX CHINA CORE EQUITY PORTFOLIO OF	CITIBANK N.A. CUSTODY SERVICESFIFC- 9TH FLOOR, G BLOCKPLOT C-54 AND C-55, BKC BANDRA - EAST, MUMBAI400098	18960	0.02%
183	CRESTWOOD GROWTH MASTER FUND, LTD.	CITIBANK N.A. CUSTODY SERVICESFIFC- 9TH FLOOR, G BLOCKPLOT C-54 AND C-55, BKC BANDRA - EAST, MUMBAI400098	4760	0.01%
184	EMERGING MARKETS SUSTAINABILITY CORE EQUITY FUND O	CITIBANK N.A. CUSTODY SERVICESFIFC- 9TH FLOOR, G BLOCKPLOT C-54 AND C-55, BKC BANDRA - EAST, MUMBAI400098	3257	0.00%
185	MERCER QIF FUND PLC-MERCER INVESTMENT FUND I	CITIBANK N.A. CUSTODY SERVICESFIFC- 9TH FLOOR, G BLOCKPLOT C-54 AND C-55, BKC BANDRA - EAST, MUMBAI400098	6422	0.01%
186	WORLD ALLOCATION 60/40 FUND OF DIMENSIONAL FUNDS P	CITIBANK N.A. CUSTODY SERVICESFIFC- 9TH FLOOR, G BLOCKPLOT C-54 AND C-55, BKC BANDRA - EAST, MUMBAI400098	5529	0.01%
187	ISHARES CORE MSCI EMERGING MARKETS IMI INDEX ETF	CITIBANK N.A. CUSTODY SERVICESFIFC- 9TH FLOOR, G BLOCKPLOT C-54 AND C-55, BKC BANDRA - EAST, MUMBAI400098	11537	0.01%
188	FIDELITY FUNDS - SUSTAINABLE ASIAN FOCUS FUND	CITIBANK N.A. CUSTODY SERVICESFIFC- 9TH FLOOR, G BLOCKPLOT C-54 AND C-55, BKC BANDRA - EAST, MUMBAI400098	8763	0.01%
189	FIDELITY FUNDS - EMERGING MARKETS EX CHINA FUND	CITIBANK N.A. CUSTODY SERVICESFIFC- 9TH FLOOR, G BLOCKPLOT C-54 AND C-55, BKC BANDRA - EAST, MUMBAI400098	7901	0.01%
190	LEGAL & GENERAL EMERGING MARKETS EX CHINA SMALL CA	CITIBANK N.A. CUSTODY SERVICESFIFC- 9TH FLOOR, G BLOCKPLOT C-54 AND C-55, BKC BANDRA - EAST, MUMBAI400098	15994	0.02%
191	BORDER TO COAST EMERGING MARKETS EQUITY ALPHA FUND	CITIBANK N.A. CUSTODY SERVICESFIFC- 9TH FLOOR, G BLOCKPLOT C-54 AND C-55, BKC BANDRA - EAST, MUMBAI400098	171169	0.19%
192	TT CHINA FOCUS FUND A SUB-FUND OF TT INTERNATIONAL	CITIBANK N.A. CUSTODY SERVICESFIFC- 9TH FLOOR, G BLOCKPLOT C-54 AND C-55, BKC BANDRA - EAST, MUMBAI400098	4496	0.00%
193	THORNBURG EMERGING MARKETS MANAGED ACCOUNT FUND	CITIBANK N.A. CUSTODY SERVICESFIFC- 9TH FLOOR, G BLOCKPLOT C-54 AND C-55, BKC BANDRA - EAST, MUMBAI400098	2941	0.00%
194	HELABA INVEST KAPITALANLAGEGESELLSCHAFT MBH ON BEH	24 JUNGHOF, JUNGHOFSTRASSEFRANKFURT, AM MAIN,HESEN 60311GERMANY999999	42756	0.05%